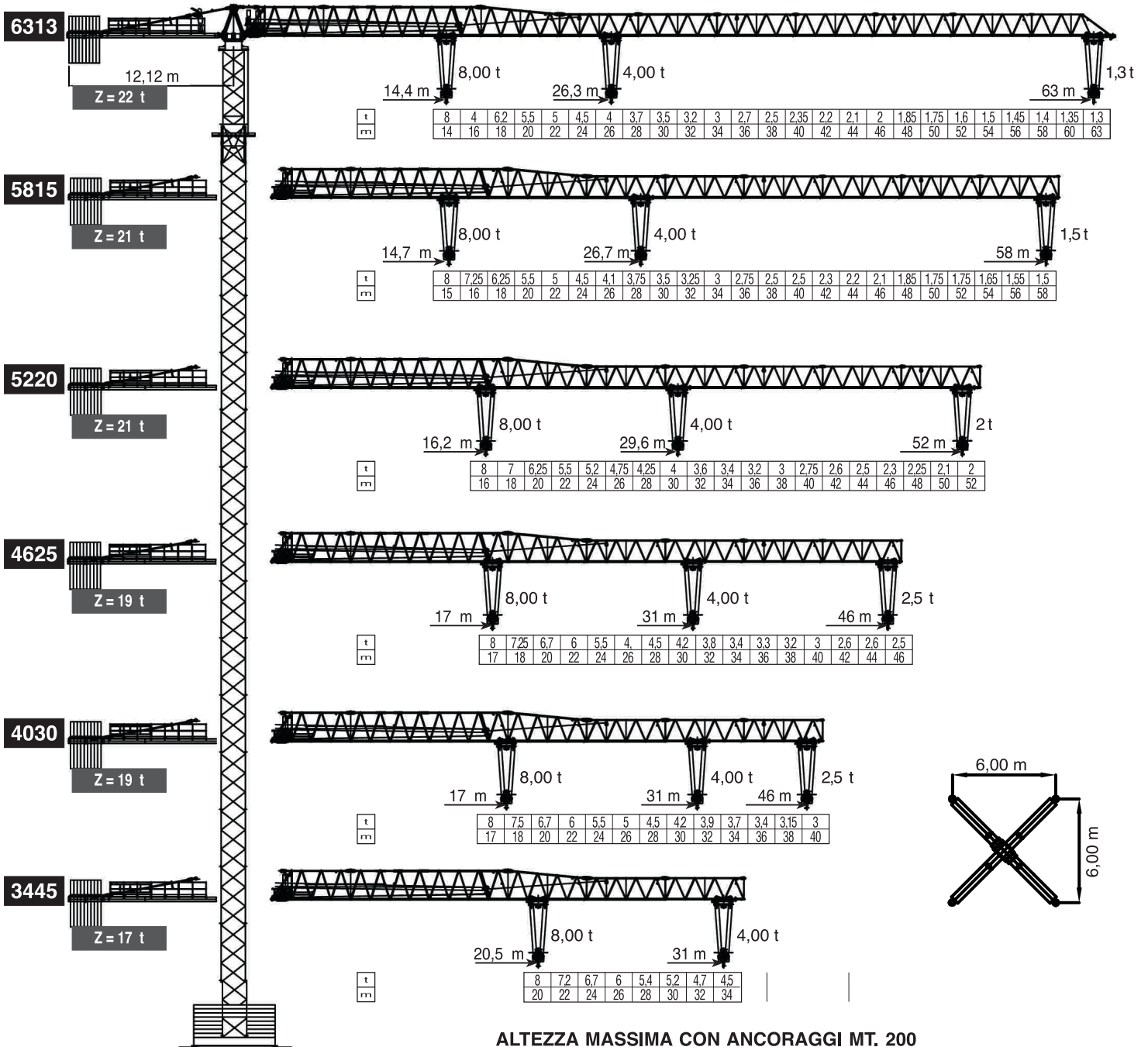
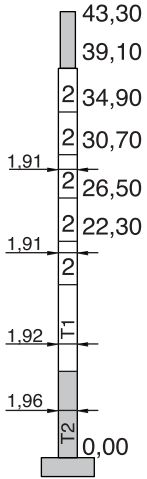





JT 130




ALTEZZA MASSIMA CON ANCORAGGI MT. 200
MT. 200 POSSIBLE MAX HEIGHT WITH ANCHORAGE FRAME



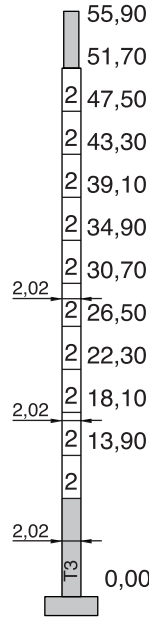
(A)



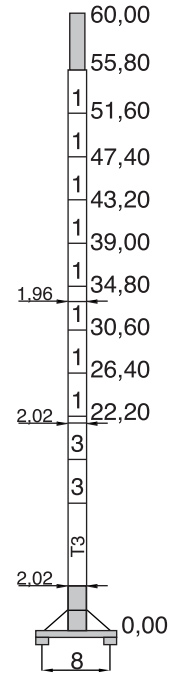
(B)



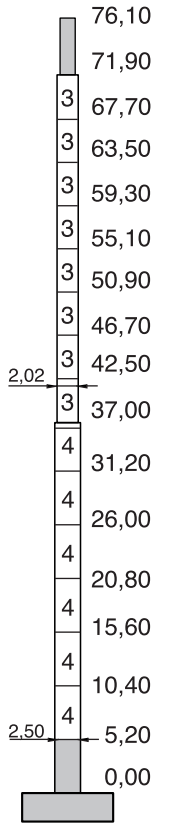
(C)



(D)



(G)



(H)

ARGANI DI SOLLEVAMENTO - HOISTING WINCHES

	Hp	m/1'	Kg	Kg	Hp	m/1'	Kg	Kg
	40	66/33	2000	4000	50	72/36	2250	4500
		45/22	3000	6000		48/24	3500	7000
		30/15	4000	8000		35/17	4000	8000
		25/12	4000	8000		25/12	4000	8000
		5/2,5	4000	8000		5/2,5	4000	8000

SENZA CARICO LA VELOCITÀ DI SOLLEVAMENTO AUMENTA DEL 20%

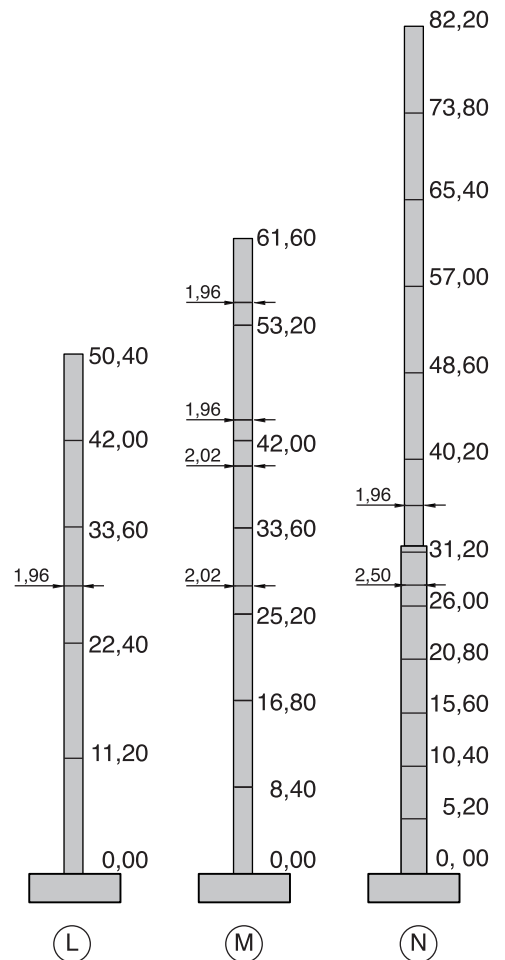
HOISTING SPEED INCREASE MORE THAN 20% WITHOUT LOAD

380/440V	ARGANO	POTENZA MAX	GRUPPO GEN.
50/60 HZ	WINCH	MAIN SUPPLY	GENER.
	40 HP	18 KVA	36 KVA
	50 HP	31 KVA	55 KVA

	3 KW	10/25/50 m/1'	R56
	2x65 Nm	0-0,8 rpm m/1'	ROT. F.

1	1,96 x 1,96 mt
2	1,91 x 1,91 mt
3	2,02 x 2,02 mt
4	2,50 x 2,50 mt

VERSIONE CON TORRE MONOLITICA
MONOLITIC TOWER VERSION



(L)

(M)

(N)